




FEATURES

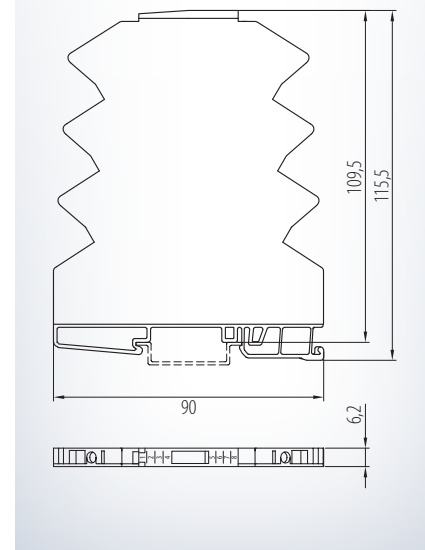
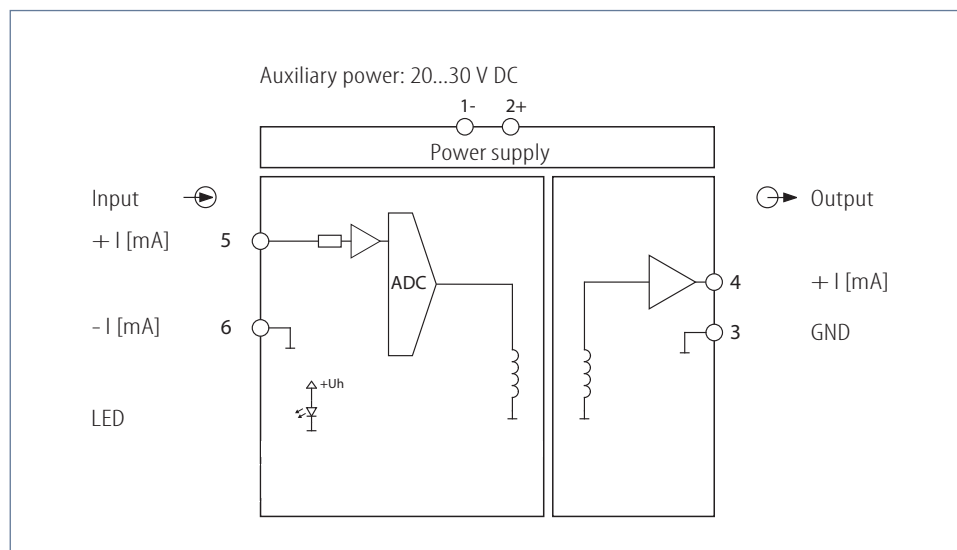
- **Input:**
current 0(4)...20 mA
- **Output:**
current 0(4)...20 mA
- **Galvanic 3-way isolation**
of 500 V
- **Low internal consumption**



FUNCTION

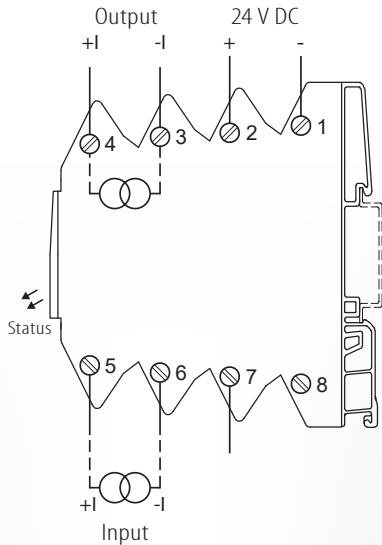
The MT 1.20 SDC is used for the exact potential isolation of different measuring signals. The galvanic 3-way isolation protects against mismeasurement or damage of the following instruments, such as analog control devices, control rooms, guidance systems, PLC units. The transmission of input and output is 1:1. It is possible to transmit Live-Zero.

The integrated protective switching with suppressor diode protects the secondary circuit from voltage peaks and transient excess voltage.



MT 1.20 SDC

Connection diagram:



Input:

I: load-independent DC current: 0(4)...20 mA input resistance approx. 20 Ω
 connection: terminal 6 -, 5 +

Type	Input I	loop-powered	Output I	Remark
MT 1.20 SDC	0...20 mA	no	0...20 mA	transmission 1:1
MT 1.20 SDC	4...20 mA	no	4...20 mA	with Live-Zero transmission

Output:

I: load-independent DC current: 0(4)...20 mA permissible load max. 400 Ω
 connection: terminal 3 -, 4 +

Display:

LED status: green, active device ready for use

Environmental conditions:

Storage temperature: -40...+70 °C
 Operating temperature: 0...55 °C
 Isolation voltage:
 500 V eff. 2 sec. inp./ auxiliary power
 500 V eff. 2 sec. outp./ auxiliary power
 500 V eff. 2 sec. output/ input

Auxiliary power:

24 V DC: 20...30 V DC
 < 1,5 W
 Influence of auxiliary power: < 0,1 %

Characteristics of transmission:

Transmission error: < 0,12 %
 Linearity error: < 0,1 %
 Temperature error: < 100 ppm/ K
 Load influence I: < 0,4 %
 of final value
 Setting time: < 50 msec.

Directive:

EMC Directive: 2014/30/EU*
 Low Voltage Directive: 2014/35/EU
 *minimum deviations possible during HF-radiation influence

Mounting details:

Housing for top hat rail
 Type of protection: IP 20
 Mounting rail fixed according to EN 50022-35 x 6,2 mm
 Width: 6,2 mm
 Weight: 52 g
 Material: Polyamide PA
 Flammability class: V0 (UL 94)
 Approval: CE
 Connection: screw clamps
 0,14...2,5 mm²

For safety reasons we recommend to mount the housing for top hat rail with a distance > 1 mm to each other.

Ordering information:

Type: MT 1.20 SDC 24 V DC

Schuhmann GmbH & Co. KG
 Römerstraße 2
 D-74363 Güglingen
 Tel. + 49 71 35 50 56
 E-mail: info@schuhmann-messtechnik.de
 www.schuhmann-messtechnik.de