


FEATURES

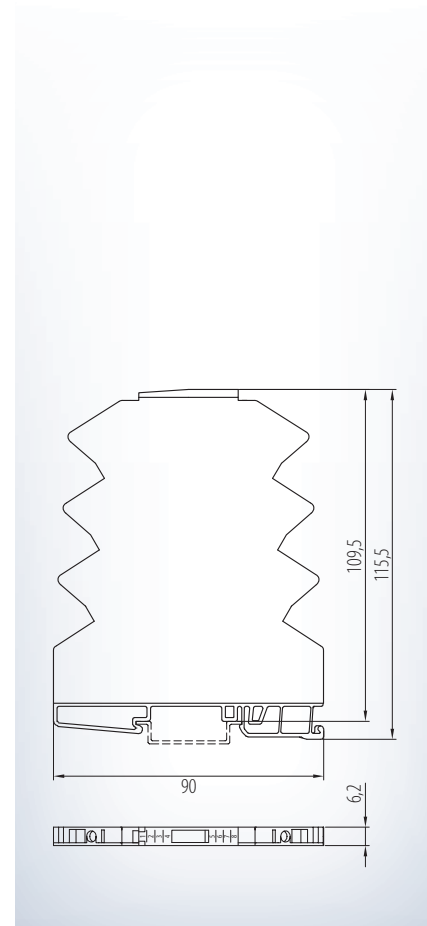
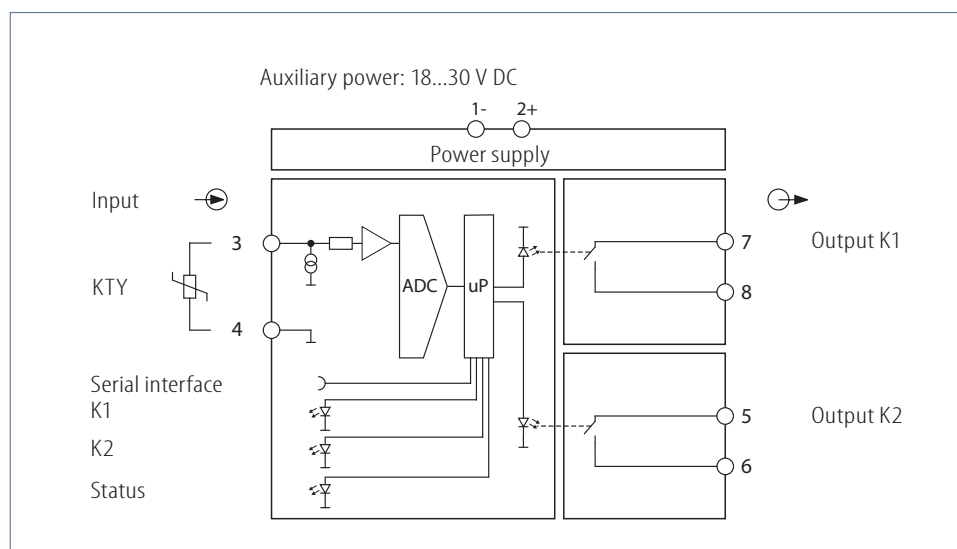
- **Input:**
KTY temperature measurement
- **Output: 2x transistor**
- **Indication of contact state by LED**
- **Additional functions:**
hysteresis, ON/ OFF-delay, window, tendency, inverse function, alarm
- **Parameterization without auxiliary power via PC-interface**
- **Galvanic 3-way isolation of 2,5 kV**
- **Low internal consumption**



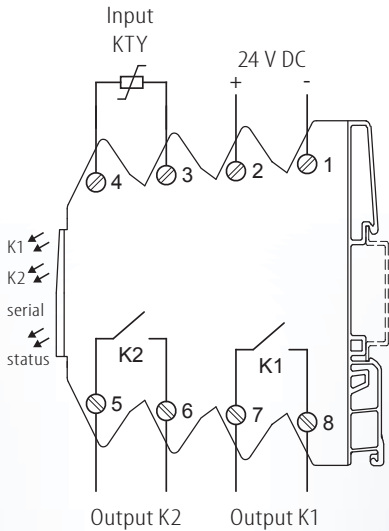
FUNCTION

The GSP 2.81 SDC is used for measurement of temperature and control. All common kty sensors can be connected. The limit switch is being parameterized by the USB2 adapter in connection with KALIB-Software. For the output 2 potential free transistor switches are available which are equipped with limit values, hysteresis, ON/ OFF-delay, window, alarm, inverse function, tendency and sensor control each.

The temperature to be controlled is converted by the KTY temperature sensor into a non-linear voltage signal. After internal preparation and linearization the value is compared the internally prepared limit value and then the transistor output will be energized.



GSP 2.81 SDC



Input:

KTY Sensor	Adjustment	Measuring range	Measuring current
KT 100, 110, 130	2 kΩ at 25 °C	-50 °C...+150 °C	1 mA
KT 210, 230	1 kΩ at 25 °C	-50 °C...+150 °C	1 mA
KTY 10-x, 11-x, 13-x	2 kΩ at 25 °C	-50 °C...+150 °C	1 mA
KTY 21-x, 23-x	1 kΩ at 25 °C	-50 °C...+150 °C	1 mA
KTY 16-6, 19-x	2 kΩ at 25 °C	-50 °C...+150 °C	1 mA
KTY 81-x	1 kΩ at 25 °C	-50 °C...+150 °C	1 mA
KTY 82-x	1 kΩ at 25 °C	-50 °C...+150 °C	1 mA
KTY 83-x	1 kΩ at 25 °C	-50 °C...+150 °C	1 mA
KTY 84-x	1 kΩ at 100 °C	-50 °C...+150 °C	1 mA

connection: terminal 3 , 4

Output:

2 transistor outputs:

Load:	max. 30 V AC/ DC, max. 100 mA AC/ DC
connection K1:	terminal 7, 8
connection K2:	terminal 5, 6

Module for heavy loads: Relay interface module, 2 relays with 6 A, 250 V
Type: RE 2.00 S

Adjustment:

Measuring ranges, switching points and parameterization are adjustable in parameter data by KALIB-Software. You need a PC and the interface adapter USB2 with KALIB-Software.

Parameterization for each channel:

Limit value (+inverting):	-50,0 °C...+150,0 °C	adjustable in 0,1 °C steps
Limit value window (+inverting):	-50,0 °C...+150,0 °C	adjustable in 0,1 °C steps
Hysteresis:	+1,0 °C...+99,9 °C	adjustable in 0,1 °C steps
ON/ OFF-delay:	0,0...999,9 sec.	adjustable in 0,1 sec. steps
Tendency value rising, falling, both (+inverting):	+0,1 °C...+150,0 °C in 0,1...999,0 sec. (0,1 °C/ 0,1 sec. steps)	
Functions:	limit value, limit value range, tendency, inverse function, alarm function, start state, start time	

Display:

LED status:	green, active	input signals are in standard range, device ready for use
	green, flashing	input out of predetermined limits or exceeding of measuring range
LED K1:	green, active	K1 closed
LED K2:	green, active	K2 closed

Environmental conditions:

Storage temperature:	-40...+70 °C
Operating temperature:	0...55 °C
Isolation voltage:	2,5 kV eff. 1 sec. input-output
	2,5 kV eff. 1 sec. auxiliary voltage

Auxiliary power:

24 V DC:	18...30 V DC
	approx. 5...30 mA
Influence of auxiliary power:	< 0,1 %

Characteristics of transmission:

Resolution:	10 bit
Linearity error:	< 0,5 % of final value
Temperature error:	< 30 ppm/ K
Response time:	< 10 msec.

Directive:

EMC Directive:	2004/108/EC*
Low Voltage Directive:	2006/95/EC
*minimum deviations possible during HF-radiation influence	

Mounting details:

Housing for top hat rail	
Type of protection:	IP 20
Mounting rail fixed according to	EN 50022-35 x 6,2 mm
Width:	6,2 mm
Weight:	52 g
Material:	Polyamide PA
Flammability class:	V0 (UL 94)
Approval:	CE
Connection:	screw clamps
	0,14...2,5 mm ²

Please check parameterization before initial operation!

Ordering information:

Type:	GSP 2.81 SDC	24 V DC
Accessories:	USB2 with KALIB-Software, manual	

Schuhmann GmbH & Co. KG
Kleingartacher Str. 21
D-74363 Güglingen
Tel. +49 71 35 50 56
Fax +49 71 35 53 55
www.schuhmann-messtechnik.de